

Project:	Type:
	Comments:



Highlights

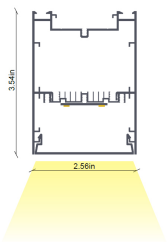
The TechoLED BX series features specification-grade linear LED fixtures made from high-grade aluminum extrusions. Available in standard sizes from 2 to 8 feet, as well as custom lengths, recessed installation in variety of ceiling and materials. With virtually limitless options for creating patterns and shapes, the BX series provides a versatile, cost-effective, and modern lighting solution.

LED: Samsung LED chips, 2700-5000K, tunable white and RGB/RGBW available, 90CRI, 50,000 hour rated lifespan. Custom lumen packages available.

Optical: Direct illumination, multiple beam angles available (110° beam angle on solid lens), UGR<19


Construction: Damp location listed, high grade aluminum extrusion, die cast end caps, PMMA diffuser, powder coat finish. X, T, L lit corners, wall to ceiling transitions, for smooth seamless patterns, Chicago Plenum optional.

Cross Section



Direct

Installation



Recessed (R)

Project:	Type:
	Comments:

Configuration Example

Model #	Distribution	Length	Lumen Output	Color Temp.	Voltage	Color
TECHOLED-BX-3-R-D-2-LO-27-U-W	Direct	2'	Low	2700K	110-277V	White

Ordering Guide:

Select one option from each group below. For a custom preference please contact sales@techoled.com

1-FIXTURE ID	2-DISTRIBUTION	3-LENGTH	4-LUMEN OUTPUT
BX-3-R BX-3-R	D Direct	2 2'	LO Low
	DWW Direct, Wall Wash	4 4'	ME Medium
	BW Bat Wing	6 6'	HI High
		8 8'	
		C Custom	

5-COLOR TEMP.	6-VOLTAGE	7-FINISH	8-MOUNTING
27 2700K	U 110-277V	S Silver	RP Recessed (mud-in)
30 3000K	HV 347V	W White	TG9 T grid 9/16"
35 3500K		B Black	TG15 T grid 15/16"
40 4000K		C Custom (RAL#)	TS Slot grid
50 5000K			TEG Tegular grid
DT Lutron T-series			RW Wood
RGB RGB			
RGBW RGBW			
D Tunable White			

9-DRIVER OPTIONS	10-OPTIONS	11-OPTIONS (CONT.)
DM 0-10V Dimming	RF-D Remote Tunable (RF only)	EM EM Battery (remote)
2C 2 Channel	RF-R Remote RGB/W (RF only)	X None
DM1% 1% Dimming	M Motion Sensor (remote)	
LT1 LDE1 Lutron 1%	BM BubblyNet BT Mesh	
DA Dali	CS Casambi	
DMX DMX	AWN Lutron Athena Node	
TR Triac Dimming	AWNS Lutron Athena Node sensor	
RF RF Wireless	NL-ES7 nLight - Wired	
X None	NL-AIR nLight - AIR	
	NL-M nLight - Module only	
	CP Chicago Plenum	
	X None	

Project:	Type:
	Comments:

Lumen Output Details

Model #	Size	Output	Color Temp.	Wattage	Lumen Output
TECHOLED-BX-3-R-D-2-LO-30	2'	Low	3000K	12W	1160Lm
TECHOLED-BX-3-R-D-2-ME-30	2'	Medium	3000K	18W	1800Lm
TECHOLED-BX-3-R-D-2-HI-30	2'	High	3000K	23W	2300Lm
TECHOLED-BX-3-R-D-4-LO-30	4'	Low	3000K	23W	2320Lm
TECHOLED-BX-3-R-D-4-ME-30	4'	Medium	3000K	36W	3600Lm
TECHOLED-BX-3-R-D-4-HI-30	4'	High	3000K	46W	4600Lm
TECHOLED-BX-3-R-D-6-LO-30	6'	Low	3000K	35W	3480Lm
TECHOLED-BX-3-R-D-6-ME-30	6'	Medium	3000K	54W	5400Lm
TECHOLED-BX-3-R-D-6-HI-30	6'	High	3000K	69W	6900Lm
TECHOLED-BX-3-R-D-8-LO-30	8'	Low	3000K	46W	4640Lm
TECHOLED-BX-3-R-D-8-ME-30	8'	Medium	3000K	72W	7200Lm
TECHOLED-BX-3-R-D-8-HI-30	8'	High	3000K	92W	9200Lm

Performance above applies to 90 CRI, 3000K. Calculate 96% for 2700K, 104% for 3500K and 109% for 4000K

Performance

Output	Lumens / W	Direct	
		W / ft	Lumens / ft
Low	100	5.8	580
Medium	100	9.0	900
High	100	11.5	1150

Project:	Type:
	Comments:

Driver Option Details

Code	Description
LT1	LDE1 -Lutron Hi-lume 1% EcoSystem, Soft-on, Fade-to Black Dimming
DA	DALI
DMX	DMX - Decoder provided by TechoLED, controller by others

Controls Details

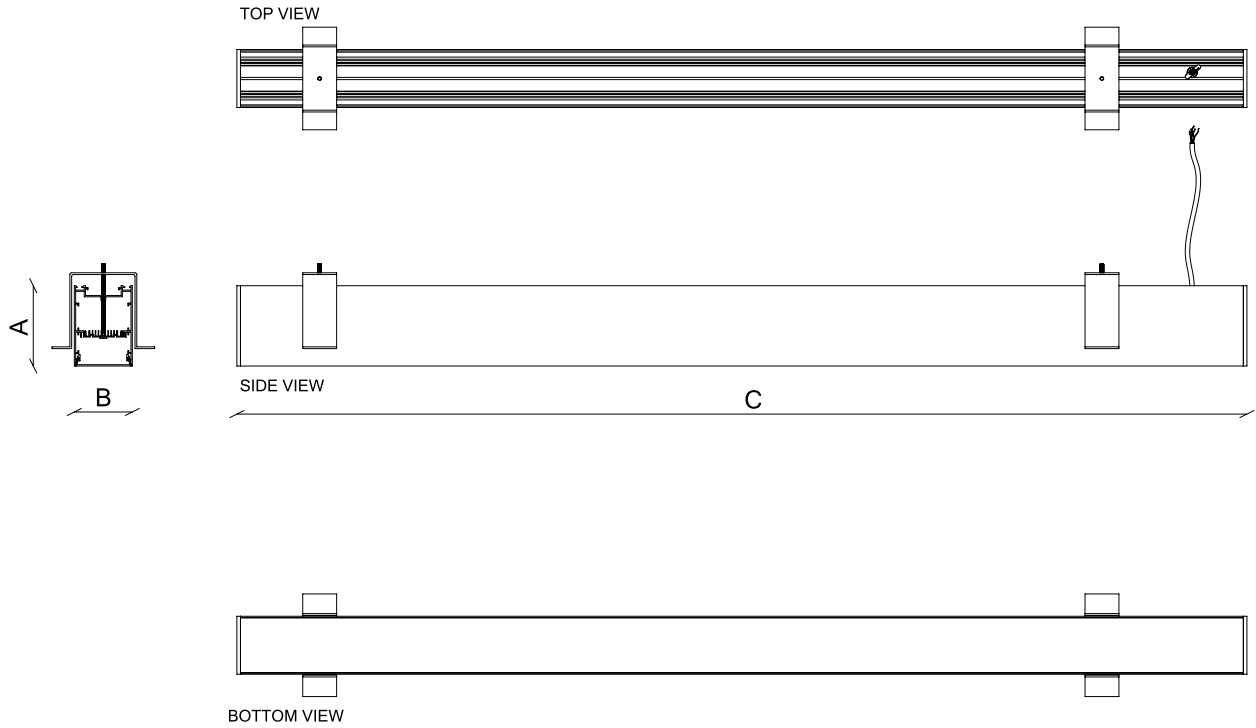
Code	Description
RF-D	RF Wireless remote controller for tunable white. Default for tunable white.
RF-R	RF Wireless remote controller for RGB & RGBW. Default for RGB & RGBW.
M	Motion Sensor - remote, for integral sensor consult factory
BM	Bluetooth Mesh Smart Wireless Control by BubblyNet
CS	Bluetooth Mesh Smart Wireless Control by Casambi
AWN-R	Lutron Athena wireless node
AWN-S	Lutron Athena wireless node with sensor
NL-ES7	Acuity nLight – Wired nES7 sensor
NL-AIR	Acuity nLight – AIR wireless rES7 sensor
NL-M	Acuity nLight - ready, sensor by others

Options (cont.) Details

Code	Description
EM	Emergency Battery Backup (remote)

Project:	Type:
	Comments:

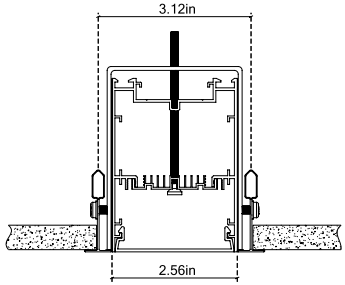
Dimension and Mounting - Direct Distribution (D)



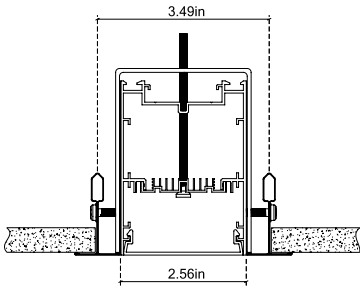

FIXTURE ID	A	B	C
BX-3-R-D-2	3.5"	2.6"	24.2"
BX-3-R-D-4	3.5"	2.6"	48"
BX-3-R-D-6	3.5"	2.6"	71.7"
BX-3-R-D-8	3.5"	2.6"	95.5"

Project:	Type:
	Comments:

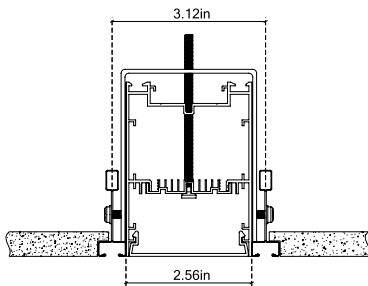

■ **Recessed**



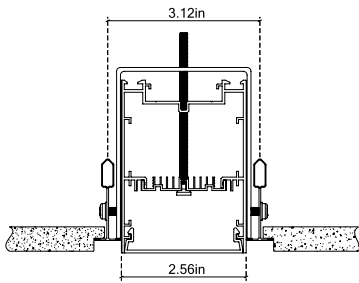

9/16" TEE GRID




15/16" TEE GRID



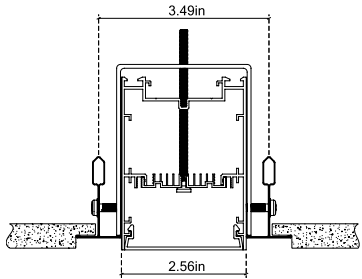
SLOT GRID




9/16" TEGULAR



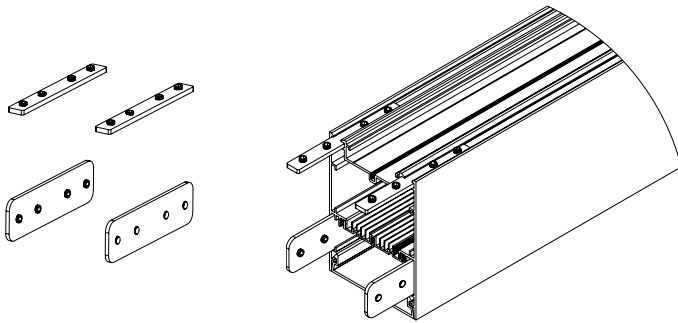
Project:	Type:
	Comments:



15/16" TEGULAR

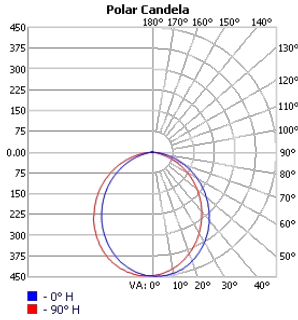


Connectors

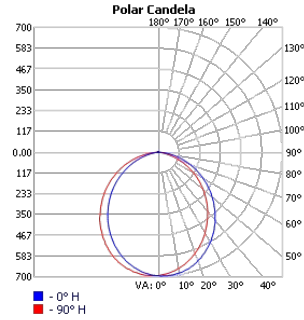


Project:	Type:
	Comments:

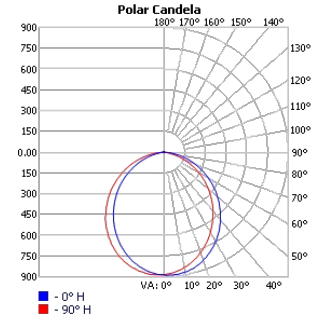
Photometrics



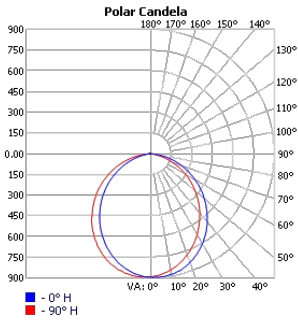
TECHOLED-BX-3-R-D-2-LO-30



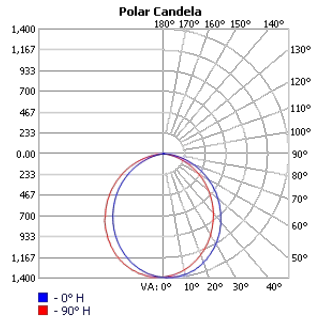
TECHOLED-BX-3-R-D-2-ME-30



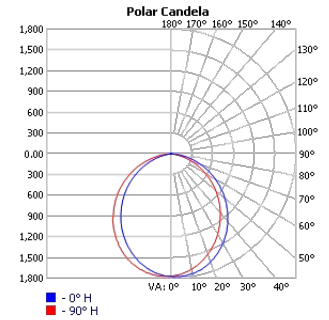
TECHOLED-BX-3-R-D-2-HI-30



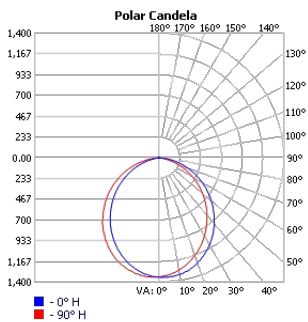
TECHOLED-BX-3-R-D-4-LO-30



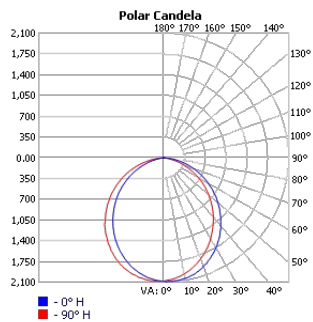
TECHOLED-BX-3-R-D-4-ME-30



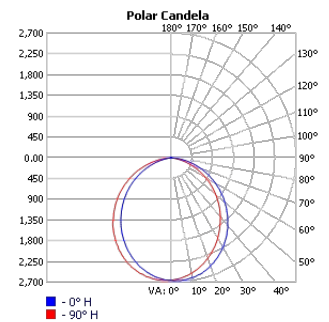
TECHOLED-BX-3-R-D-4-HI-30



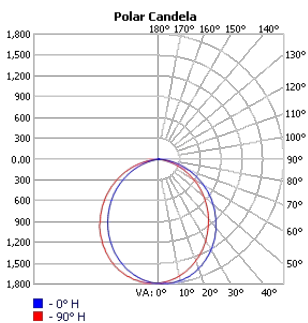
TECHOLED-BX-3-R-D-6-LO-30



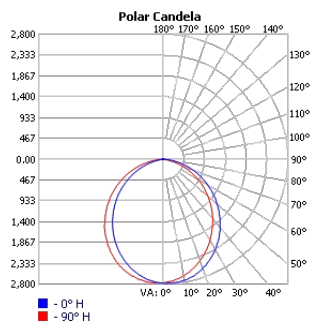
TECHOLED-BX-3-R-D-6-ME-30



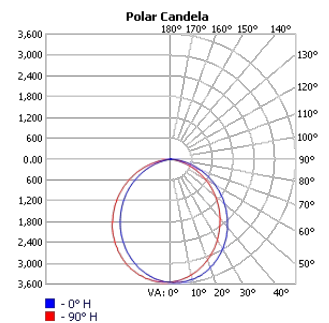
TECHOLED-BX-3-R-D-6-HI-30



TECHOLED-BX-3-R-D-8-LO-30



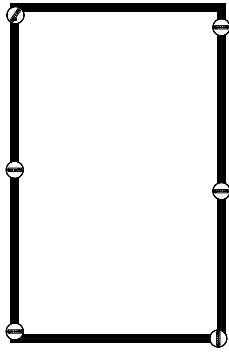
TECHOLED-BX-3-R-D-8-ME-30




TECHOLED-BX-3-R-D-8-HI-30

Project:	Type:
	Comments:

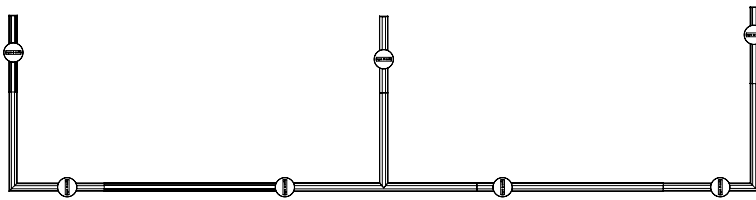
Patterns Option Examples



Rectangle



L-Shape



Custom


Project:	Type:
	Comments:

Finish Details (powder coat finish)

■ Standard Colors




■ Custom Colors



Any RAL color available, please refer to ralcolorchart.com

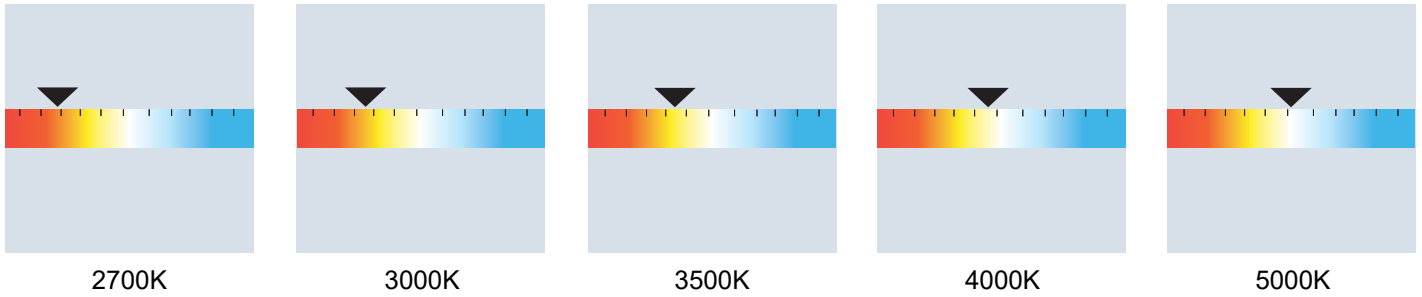
■ Custom Wooden Colors



Project:	Type:
	Comments:

Color Temperature

Color Temperature



Tunable White

